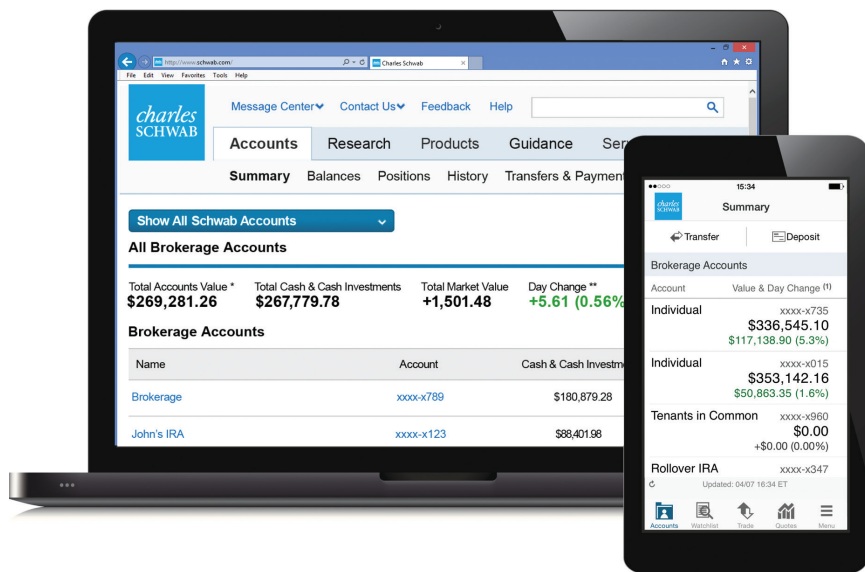


Easy, secure access

Signing up for Schwab Alliance gives you access to your account information virtually anytime, anywhere, while saving time and paperwork.

Designed for investors like you, our website and mobile app enable you to stay informed about your accounts while still relying on the one-on-one guidance provided by your independent advisor.




For illustrative purposes only.

Monitor your accounts easily and securely

- Get instant access to your account information online, or on-the-go with the Schwab mobile app.
- Stay informed on the status of requests and securely approve transactions.
- Keep your contact information up to date so you can be notified.
- Count on secure, paperless delivery of important documents, including account statements, trade confirmations, and tax reports.*
- Conveniently deposit checks with a click of the camera on your phone or tablet.

Ask your advisor to initiate your online access to Schwab Alliance—it's free, fast, and easy.

Get instant access to your account information.



*You must be listed as the account owner to enroll in electronic delivery. You may also be eligible for lower electronic equity trade commissions if you enroll in electronic delivery.

Set up account access one of two ways

OPTION 1

1 The easiest way: Ask your advisor to initiate your online enrollment

You'll receive an email with a link to get started. If the link has expired, ask your advisor to resend.

Schwab Alliance Activation

Your investment advisor has requested that Schwab Advisor Services send you an email to activate your account on the Schwab Alliance website. Schwab Alliance is a web site designed for clients of investment services and will allow you fast, convenient, and secure access to your account information including access to your archive of statements and other documents.

To activate your accounts online, please click the link below or copy and paste into your browser:

www.schwab.com/sa_webactivate

For questions or assistance with the web activation process, please contact your advisor or the Schwab Alliance team at 800-515-2157.

[MESSAGES](#)[PRIVACY](#)[CONTACT US](#)[LOG IN](#)

2 Verify your personal information

You'll need to enter information such as your Social Security number and brokerage account number through our secure interface. Your account number is the eight-digit number at the top of your statement. If you own more than one account, you can enter any one of those account numbers.

Client Identification

Please enter the following information :

Social Security Number :

-

-

Don't have a Social Security Number?

Brokerage Account Number :

-

Date of Birth :

MM

/

DD

/

YYYY

Home Phone Number :

-

-

Note: Always use caution when logging in away from home. Visit Schwab Safe on the Schwab Alliance homepage for more tips on online security.

OPTION 2 (If you selected Option 1, you can go directly to Step 3.)

1 Initiate enrollment on your own (requires additional verification steps)

Go to schwaballiance.com and click "New User?"

Schwab Alliance Login

A premium service designed to complement the expertise and the personal advice of your advisor.

Login ID

New User?

Password

Forgot your Password?

Log In

2a Verify your personal information

Follow step 2 in Option 1.

2b Authenticate via account securities

A list of securities will appear, and you must verify which of these are held in your account. If your account is new and assets haven't yet transferred, select "NONE OF THE ABOVE."

Authentication

As an added security measure, please choose which security is held in this account.

Only one attempt is allowed.

☐ SPRINT FON GROUP(FON)

☐ MORGAN STANLEY INST(MSEQX)

☐ CHOICE FOCUS FUND(CHFCX)

☐ AMR CORP(AMR)

☐ COMPUWARE CORPORATION(CPWR)

☐ AMERICAN CENTURY INTERNA(TWIEX)

☐ IMATION CORP(IMN)

☐ FEDERATED INCOME TRUST - INSTITUTIO(FICMX)

☐ HOSPITALITY PROPERTIES TRUST(HPT)

☐ NONE OF THE ABOVE

3 Select primary account

Create a nickname for your account and select the purpose (optional).

Account List				
Personalize Your Account Display				
Account Number	Type	Primary Account	Create Nickname	This Account is for(Optional)
0000-0000	Schwab One	<input checked="" type="radio"/>	<input type="text"/>	Select One ▾

4 Create your login ID and password

Choose a secret question and answer to make any future password resets easier. For your own security, do not share this information with anyone, including your advisor.

Login ID & Password Setup	
Create a Login ID	
Enter a Login ID :	<input type="text"/> 6-20 characters with at least 1 letter
Create a Password	
Enter Password :	<input type="text"/> 6-8 characters with at least 1 number between letters
Re-enter password :	<input type="text"/>
Choose a secret question :	-Choose One- ▾
Secret question answer:	<input type="text"/> 5-30 characters
Re-enter answer :	<input type="text"/>
Email Address	
Confirm your email :	<input type="text"/> Your email is used for Schwab communication and regulatory purposes only See our privacy pledge .

5 Verify information

If anything is inaccurate, click “Change Information.”

Account List		Change Information		
Account Number	Type	Primary Account	Nickname	Grouping
0000-0000	Schwab One	Primary		

Login ID & Password Confirmation		Change Information
Login ID	sample	
Password ¹	*****	
Secret Question	What's the name of the high school from which you graduated?	
Secret Answer ¹	*****	
Email	sample@schwab.com	

6 Review and accept user agreements

Review the user agreements and click “Agree” for each to accept their terms.

Electronic Services Agreement (Agreement 1 of 2)
<p>The Electronic Services Agreement (“ESA”) that follows is included in your account agreement. We deliver the account agreement to you separately when you open your account. To meet information vendor requirements, we also need you to review and accept the ESA online.</p> <p>Both the ESA and our website include important disclosures and regulatory information that are associated with our electronic content and services. When you click “I agree,” you will be consenting to electronic delivery of these items in HTML format. To access and retain them for your records, Schwab recommends the use of strong encryption, Secure Sockets Layer capable browsers with Java Script enabled. To learn more about browsers and internet security, please click on this link: SchwabSafe. You may print the ESA before you click “I agree,” and you should retain a copy of your overall account agreement. If you do not have a printer, you may call us for a free paper copy of your account agreement including the ESA. The ESA will always be available for your review under the “Agreements” link found at the bottom of many pages of our website.</p> <p>By clicking “I agree,” you will confirm your understanding, acceptance, and receipt of the ESA and its terms and conditions, and you will acknowledge and demonstrate that you can access the ESA and other HTML disclosures and regulatory materials on our Web site. This is required in order to access your account online. We will be creating an electronic record of your agreement. Thank you for your time and cooperation.</p> <p>Electronic Services Agreement</p> <p>Exit Agree</p>

7 Enroll in paperless delivery

Sign up for electronic delivery of key account documents. You can enroll all eligible accounts or select specific accounts for documents you wish to enroll.

Document Delivery Preferences					
Switch to paperless services and reduce the amount of mail you receive. Read our Paperless Documents Informed Consent .					
Review your paperless preferences and click Go to Schwab.com below. If you don't want electronic delivery for certain documents, unselect those for each account.					
<input checked="" type="checkbox"/> Enroll all eligible accounts					
Account Number	Account Type	Nickname	Trade Confirmations ▾	Statements ▾	Shareholder Documents ▾
0000-0000 ¹	Schwab One		<input checked="" type="checkbox"/>	<input checked="" type="checkbox"/>	<input checked="" type="checkbox"/>
¹ SchwabInstitutional.com accounts: To be eligible for reduced pricing by going paperless, you must enroll these accounts in both eConfirm and eStatements.					
Enter an email address to receive your paperless documents					
Email Address		<input type="text" value="sample@schwab.com"/>			
You can change your document delivery preferences and email address at anytime on Schwab.com.					
Consent to receive paperless documents					
You consent to receive and read in electronic format the Paperless Documents Informed Consent .					
<input type="checkbox"/> I Consent					
Exit		Go to Schwab.com			

If you already have online access to Schwab Alliance, go directly to schwab.com/sa_gopaperless to sign up for electronic delivery. If you have any questions or need further assistance, call a Schwab Alliance specialist at 1-800-515-2157 or ask your investment advisor to initiate your online enrollment.

Setting up mobile access

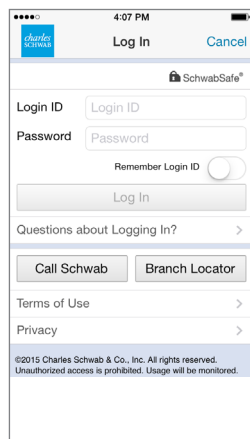
1 Download the Schwab mobile app

Visit the app store for your mobile device and search for “Schwab mobile.”



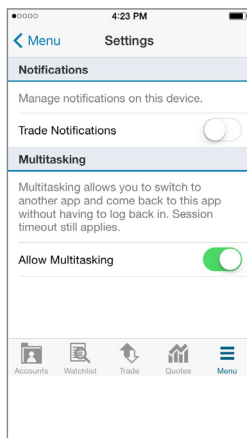
2 Log in to access your account

Use the same Schwab Alliance credentials you use online.



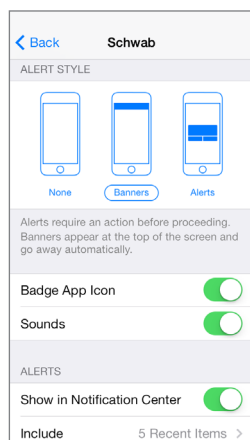
3 Check your mobile app settings

Navigate to “Settings” and turn on “Multitasking” to ensure that you can approve any wires requiring additional validation steps.



4 Turn on push notifications (for iOS/Apple devices only)

Navigate to your device “Settings” and select “Notification Center.” Ensure that Schwab app is in the list of included apps. You can choose either “Banner” or “Alert” notifications. This will ensure that you receive alerts to approve wires.



Sign up for online access today, or call a Schwab Alliance specialist at 1-800-515-2157

The Schwab Mobile Deposit service is subject to certain eligibility requirements, limitations, and other conditions. Enrollment is not guaranteed, and standard hold policies apply.

Access to electronic services may be limited or unavailable during periods of peak demand, market volatility, systems upgrade, maintenance, or for other reasons.

Android is a trademark of Google, Inc.

Apple and the Apple logo are trademarks of Apple Inc., registered in the U.S. and other countries. iTunes, App Store, iPhone, and iPad are trademarks of Apple Inc.

Amazon, Kindle, Kindle Fire, and the AmazonKindle logo are trademarks of Amazon.com, Inc. or its affiliates.

© 2015 Charles Schwab & Co., Inc. (Schwab). All rights reserved. Member SIPC.

HNW (0615-4577) MKT70909-04 (07/15)